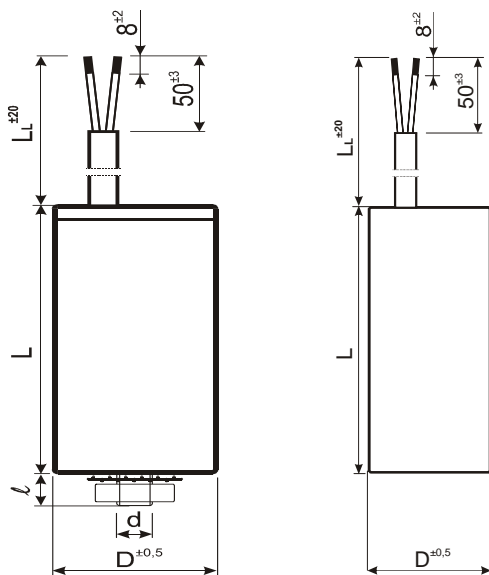


MKP300-175 CAPACITORS FOR AC APPLICATIONS



Capacity C_R [µF]	Dimensions [mm]			
	D	L	L_L	Bottom Screw M8x10mm
0,36	25	55	140	-
0,47	30	55	140	-
0,5	30	55	140	-
0,56	30	55	140	-
0,68	30	68	200	-
0,8	35	54	100	-
1,0	30	94	160	-
1,0	30	94	220	-
1,0	30	94	300	yes
1,0	35	56,5	300	yes
1,2	40	69,5	400	yes
1,3	40	69,5	300	yes
1,5	40	69,5	400	yes
2,0	40	68	400	-
3,5	50	94	400	-
4,0	55	92	400	-

Other capacity and other L_L and Bottom screw on request

Warning! The manufacturer is not responsible for any damages, caused by the improper installation and application. Before using the capacitor in any application, please, read carefully this technical data-sheet.

Construction:

Metallized polypropylene film, no-inductive, self-healing construction, plastic cylindrical flame retardant case, with or without bottom screw available

Applications:

Motor run-capacitors and other AC applications

Technical data

Rated voltage U_R : 1500VAC 50/60Hz

If the working frequency is higher, the permissible AC voltage must be decreased

Rated capacitance: 0,5÷1,0µF

Tolerance: ±10%, ±5%

Dissipation factor $Tg\delta$: < 0,001 at 100Hz and +25°C

Insulation resistance R_{IS} : >10 000/C [MΩ; µF]

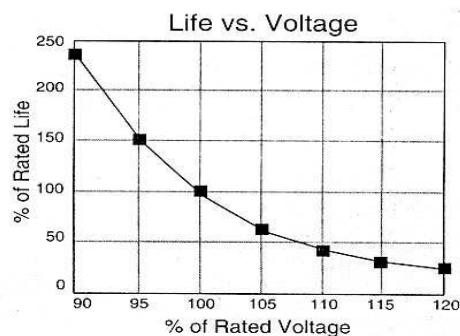
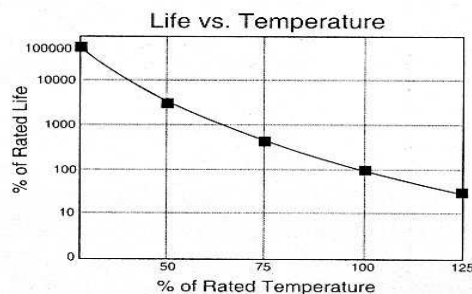
Operating temperature range: -40 ÷ +85°C

The highest permissible capacitor temperature at the hottest point of the case must not exceed +85°C.

Operating life expectancy: 10 000h/1500V 50Hz, at +25°C, Class B,

Test conditions 1,25x U_R at +85°C, 2000h

Life expectancy:



Test voltage between terminals: 1700VDC, 1min.

at +25°C All capacitors are tested by the routine test by the producer

Protection against Over-voltages:

The capacitors are self-healing and regenerate themselves after occasional breakdowns. The capacitor remains fully functional after the breakdown.

Permitted Over-voltages in working conditions:

1,1 x U_R max. 10% of the service period
If the Over-voltages exceed the permissible values above, the capacitor might have been destroyed.

Test voltage between terminals and case:

3000VDC, 1min. at +25°C

Max. repetitive rate of voltage rise dU/dt :

< 20V/µsec at U_R and +25°C

Related standards: IEC 60252