
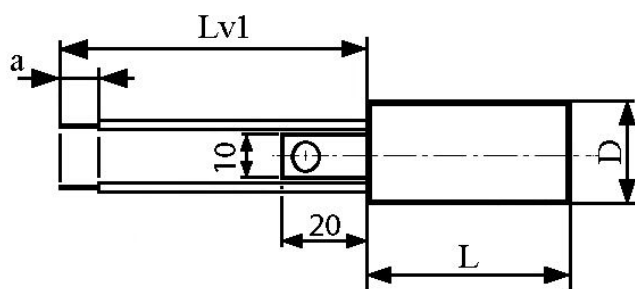


Radiointerference suppression capacitors class X1Y2

C 255P X1Y2 275VAC



Dimensions:



$C_X + 2x C_Y$ *	Dimensions ⁺¹ [mm]			
	D	L	Lv**	a
0,1uF + 2x5nF	18	30	100	8
0,2uF + 2x5nF	18	30	100	8

*Other capacity on request

** Other Lv on request

Construction:

The suppression-component consist of X capacitor and 2 Y capacitors. There are polypropylene film capacitors noninductive type, self – healing, encapsuled in tubular plastic case, epoxy resin sealed, UL 94 V-0
The leads: insulated tined wire or insulated stranded wire.

Reference standards:

IEC 60384-14/2, EN 132400
International certificate:
IECEE-CB certificate CZ-1408
and CZ-738

THE ESČ CZ national certificate



Rated voltage: 275 V50/60 Hz

Rated capacity X: 22nF ÷ 1uF

Rated capacity Y: 2,2 ÷ 10nF

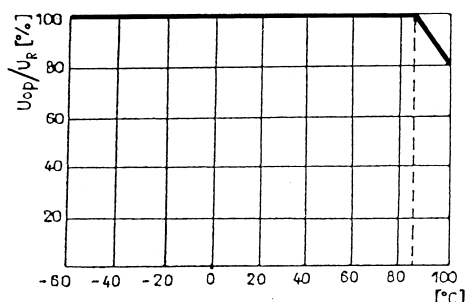
Tolerance: ±20% (M) ±10% (K)

Class: X1Y2

Climatic category: 55/100/56

(IEC 60068 – 1)

Temperature range: -55°C ÷ +100°C



Dielectric loss at 1 kHz: 0,001

Insulation resistance:

Ris > 10 000MΩ at 20°C,
Um= 100 VDC after 1 min charging

Test voltage between the leads:

the capacitors are tested in accordance to
IEC 60384-14/2nd ed.

Test voltage between the connected leads

and the surface of the box: 3000V/50Hz 1 min.

Marking for purchase ordering:

C255P 0,1uF + 2x 2,5nF 275VAC

Warning! The manufacturer is not responsible for any damages, caused by the improper installation and application. Before using the capacitor in any application, pleas, read carefully this technical data-sheet.